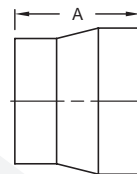


Pipe Size Adapters

Tube OD Weld x Schedule 5S Weld - B19WV



Pipe Size	Dimension A	Tube Wall Thickness	Pipe Wall Thickness	316L Stainless Steel Part #
1"	2.000"	.065"	.065"	<b>B19WV-R100</b>
1½"	2.500"	.065"	.065"	<b>B19WV-R150</b>
2"	2.500"	.065"	.065"	<b>B19WV-R200</b>
2½"	2.500"	.065"	.084"	<b>B19WV-R250</b>
3"	2.500"	.065"	.084"	<b>B19WV-R300</b>
4"	3.000"	.084"	.084"	<b>B19WV-R400</b>

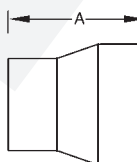


Sanitary Fittings

Tube OD Weld x Schedule 10S Weld - B19WX



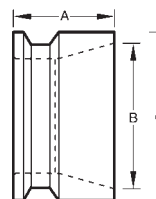
Pipe Size	Dimension A	Tube Wall Thickness	Pipe Wall Thickness	316L Stainless Steel Part #
1"	2.000"	.065"	.109"	<b>B19WX-R100</b>
1½"	2.500"	.065"	.109"	<b>B19WX-R150</b>
2"	2.500"	.065"	.109"	<b>B19WX-R200</b>
2½"	2.500"	.065"	.120"	<b>B19WX-R250</b>
3"	2.500"	.065"	.120"	<b>B19WX-R300</b>
4"	3.000"	.084"	.120"	<b>B19WX-R400</b>



Clamp x Schedule 10S Weld - B19MPX



Pipe Size	Dimensions			Pipe Wall Thickness	316L Stainless Steel Part #
	A	B	C		
1"	1.125"	1.097"	1.315"	.109"	<b>B19MPX-R100</b>
1½"	1.125"	1.682"	1.900"	.109"	<b>B19MPX-R150</b>
2"	1.125"	2.157"	2.375"	.109"	<b>B19MPX-R200</b>
2½"	1.125"	2.635"	2.875"	.120"	<b>B19MPX-R250</b>
3"	1.125"	3.260"	3.500"	.120"	<b>B19MPX-R300</b>
4"	1.125"	4.260"	4.500"	.120"	<b>B19MPX-R400</b>



- For additional information on pipe dimensions please reference [dixonvalve.com](http://dixonvalve.com).